



Data Security

DJI provides a variety of data security management functions to ensure user data security. Launch the DJI Pilot 2 app, tap  on the homepage to enter Data and Privacy.

Network Security Mode


Network security mode is a data security management method provided by the DJI Pilot 2 app to better serve industry users.

1. There are three network security modes: standard mode, restricted network mode, and local data mode (LDM).
 - **Standard Mode:** DJI Pilot 2 will connect to the internet and work normally. Users can enable or disable specific features and functions based on their needs. DJI accounts can be logged in and Academy can be accessed normally.
 - **Restricted Network Mode:** many of the DJI Pilot 2 app network functions will be disabled, with the exception of map services, network RTK, and third-party cloud services (live streaming services). Users can enable or disable map services, customize network RTK or third-party cloud services (live streaming services) according to their needs. DJI accounts cannot be logged in and Academy cannot be accessed.
 - **Local Data Mode:** all networking functions will be disabled in the DJI Pilot 2 app to ensure user data security.

 • After switching the network security mode, restart the DJI Pilot 2 app for changes to take effect.


2. Network Security Mode Encryption

Network security mode encryption will protect network security mode from being modified by others. After setting the password, users can only change the network security mode of DJI Pilot 2 or adjust function settings after entering the password.

-
-  • The password is stored locally in the remote controller and DJI does not have access to it.
- Password retrieval is unavailable as the password is stored locally in the remote controller. If the password is lost, users will need to clear the local data of DJI Pilot 2 and reset the password.
-

Security Code


The security code is set on the memory card of the aircraft or the gimbal and camera to ensure the secure use of media files. The security code will be required when accessing the media data in the memory card of the aircraft or the gimbal and camera via DJI Pilot 2.

-
-  • The security code is neither saved on the device nor accessible by DJI.
- Security code retrieval is unavailable. If the security code is lost, format the memory card for reuse.
 - The memory card will be formatted if the security code is disabled.
-

Clear DJI Device Log

DJI provides the function to clear the log data from devices such as the aircraft and the gimbal.

- **Aircraft log:** includes logs of all aircraft modules.
- **Gimbal log:** includes logs of all gimbal modules.
- **Remote Controller log:** includes logs of all remote controller modules. Clearing remote controller data resets the remote controller operating system and will clear data such as flight records, brief flight records, app logs, and local media data, flight route files.

-
-  • Clearing the device log may lead to the failure to locate the cause of an error or an accident. Operate with caution. DO NOT clear data if your aircraft is involved in accident. Otherwise, your after-sale rights may be affected.
- The device will restart while clearing data. DO NOT power off the device or start propellers. Back up media files, flight routes, and other data in the remote controller system.
 - After clearing data, flight and other functions will be affected. Restart the device for future use.
-